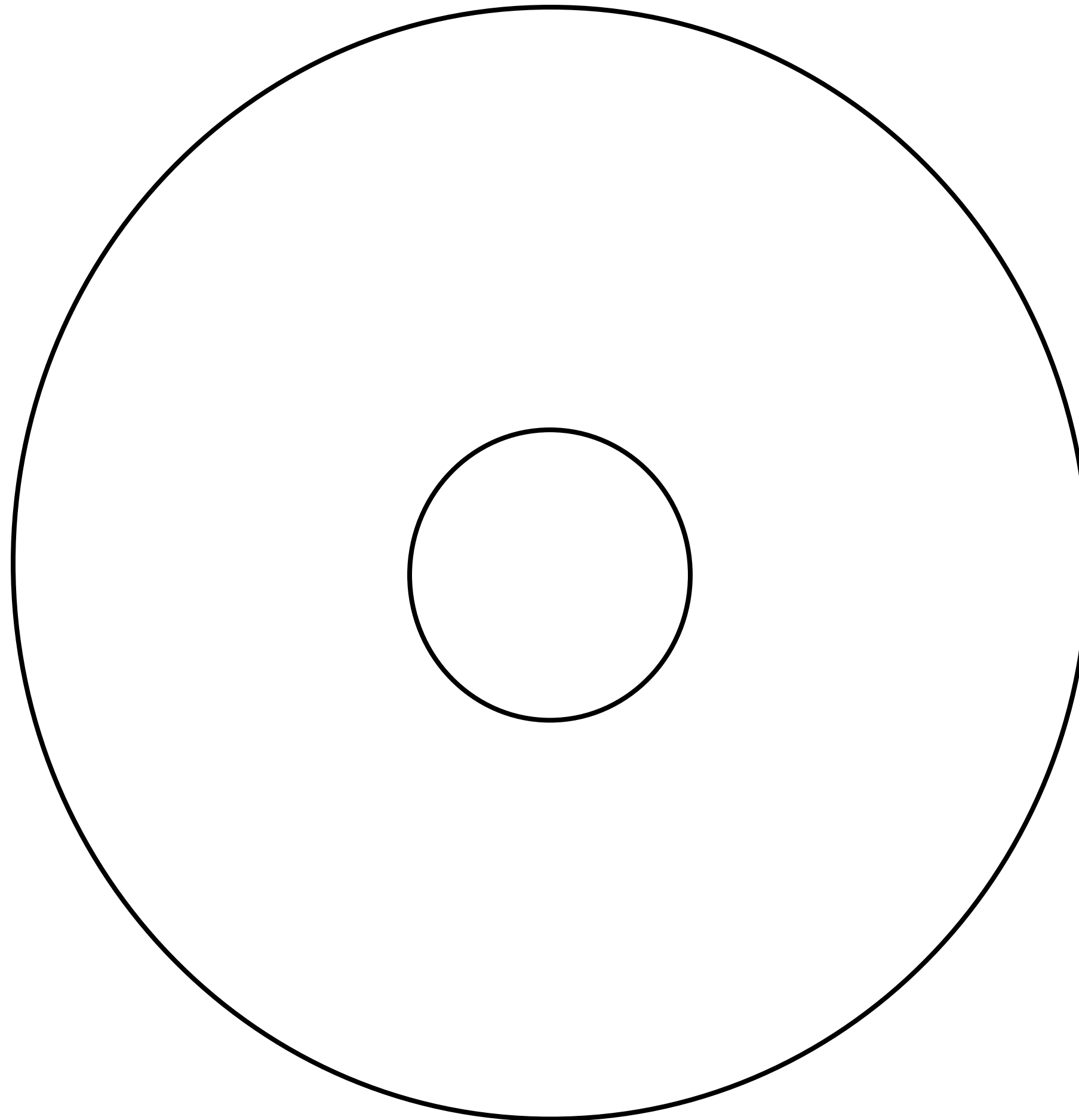


National History Day Competition Timeline

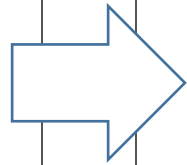
Mid too late Sept	Pass out History Day and topic explanation sheet.
Late Sept.	Visit from Mrs. Bloomfield and Mrs. Radlinski of the Bay County Historical Society.
Mid-Oct	Topic choice due. Might want to have a backup choice.
Mid to late October	Category Choices are due.
Mid-Oct late Nov	Constant research! Label several Circle Maps with sub-topics and write any and all information you come across that pertains to your topic. Keep track of websites and other research materials in case you need to revisit. You will also need this information for later work on your annotated bibliography.
Early Nov	2 nd Visit from Mrs. Bloomfield and Mrs. Radlinski. Discuss category choice and ask any questions you may have.
Late Nov	The bulk of your research should be complete by now. Analyze your Circle Maps and do two things: come up with a rough draft of a thesis statement that you think fits the topic. If you can't continuously see examples of conflict and compromise (or lack of), you may need a new thesis statement, or even a new topic. If you're happy with your thesis topic, identify research (by circling and crossing out on your Circle Maps) that fits your chosen thesis statement.
Early to Mid-Dec	Take pertinent research from your Circle Maps and begin a Flow Map, which is a type of story board. Take your chosen research and identify where each bit of information belongs on the Flow Map; Introduction, background, conflict, 'So What?', compromise, or significance. When you have a good rough draft of this, you're ready to start putting together a rough draft of your final project! Examples of the Circle Map and Flow Map are below.

NATIONAL HISTORY DAY 2018

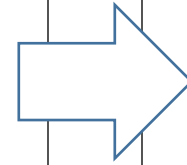


NHD
NATIONAL
HISTORY DAY®

INTRODUCTION



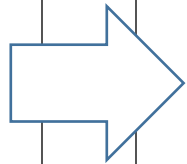
BACKGROUND



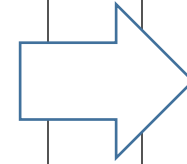
CONFLICT



SO WHAT?



COMPROMISE



SIGNIFICANCE